

Scaled data based on original data using
LM-79-08 Approved Method: Electrical and Photometric Measurements of Solid-
State Lighting Products

Test Report Prepared for
Cooper Lighting Solutions
(formerly Eaton)

Brand: STREETWORKS

Report Number: P367810

Luminaire Tested: **PMM-SA3B-730-U-5NQ**

Issue Date: 12/2/2019

Test Information

Test Method: LM-79-08
Report Number: P367810
TEST IS SCALED FROM IESNA LM-79-08 TEST DATA (G2-1910-543-5)
Test Lab: INNOVATION CENTER
Issue Date: 12/2/2019
Manufacturer: COOPER LIGHTING SOLUTIONS (FORMERLY EATON)
Product Line: STREETWORKS
Catalog Number: PMM-SA3B-730-U-5NQ
Description: MESA POST TOP DECORATIVE LUMINAIRE. (3) LIGHTSQUARES WITH 16 LEDS EACH AND TYPE V NARROW OPTICS.
Light Source: -
Ballast/Driver: ELECTRONIC DRIVER

Summary

Lumens per Lamp: N/A
Luminaire Lumens: 13699 lumens
Efficiency: N/A
Efficacy: 108.7 lumens/watt
Luminous Opening: Rectangular (W 1' x L: 1' x H: 0')
IES Classification: Type V - Short
BUG Rating: B3 - U0 - G2

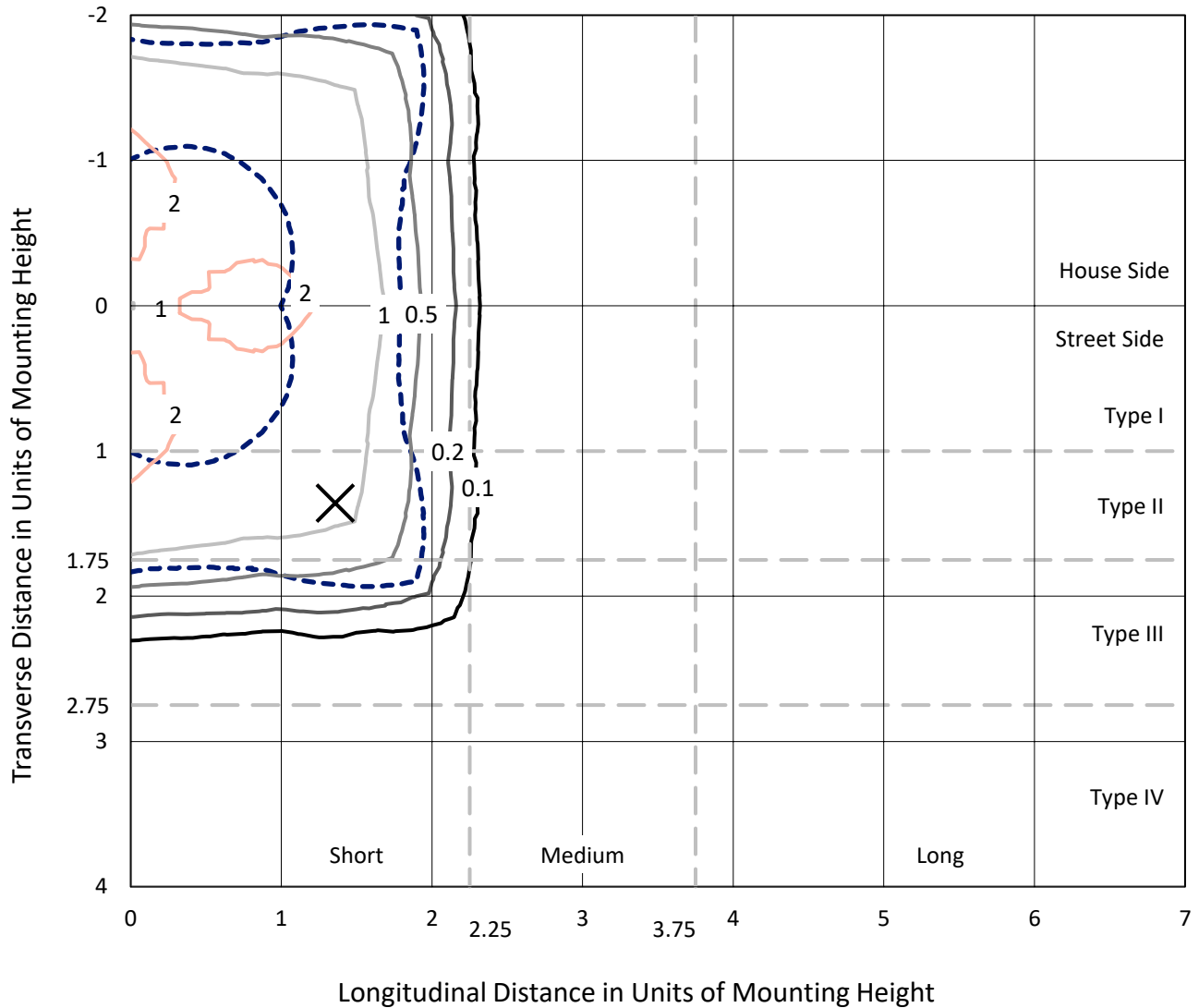
Input Watts (W): 126
Input Voltage (V): NR
Input Current (Ain): NR
Voltage Rise (V): NR
Power Factor: NR
Total Harmonic Distortion (THDi): NR
Frequency (hertz): 60
Stabilization Time: NR
Operation Time: NR
Ambient Temperature (°C): NR
Test Distance: 28.75 FT



REPORT NUMBER: P367810
 CATALOG NUMBER: PMM-SA3B-730-U-5NQ

Iso-Footcandle Lines of Horizontal Illumination

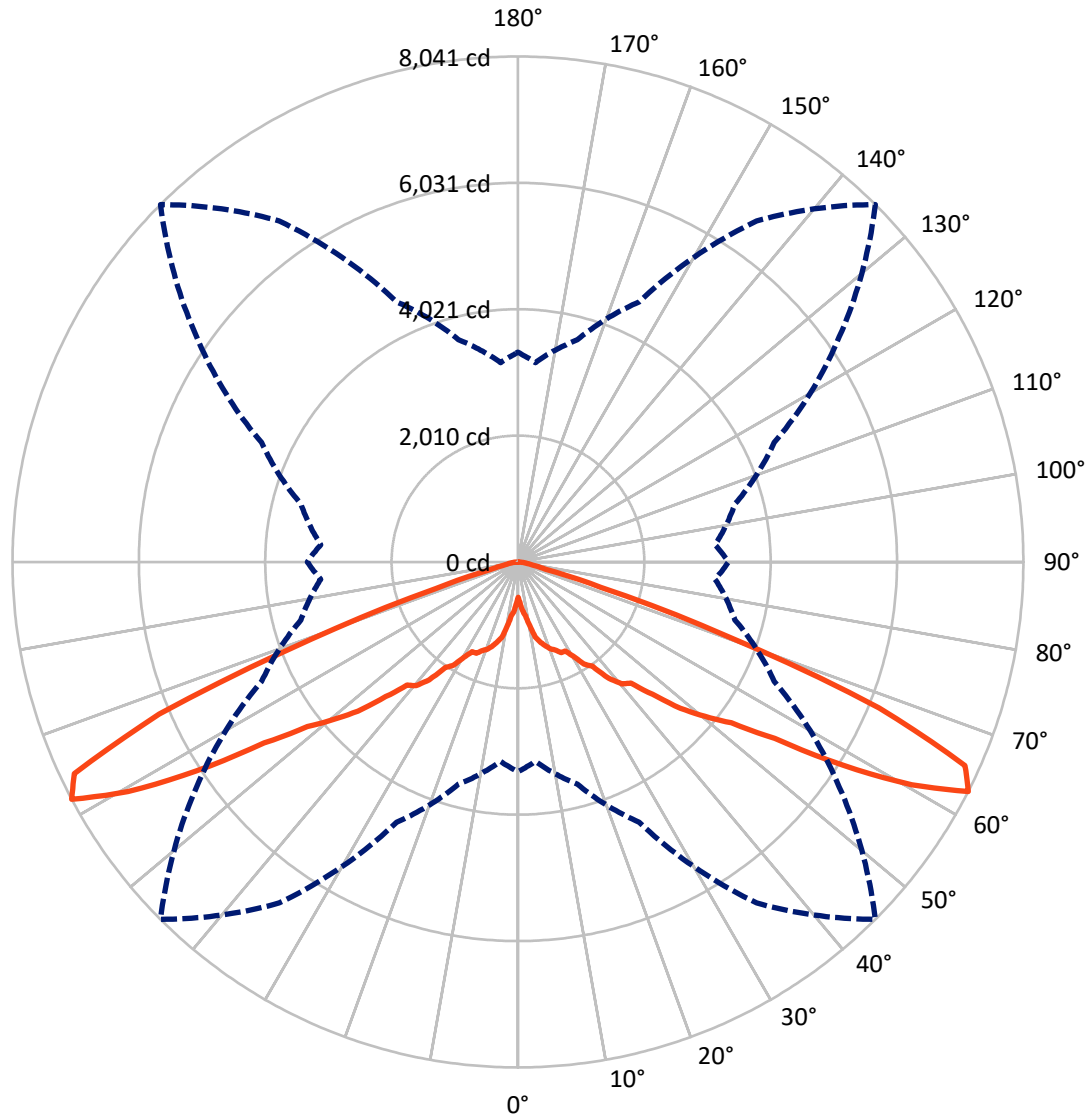
✕ Max cd
 - - - 1/2 Max cd



Based on 25 foot mounting height. Maximum calculated value = 2.4 fc
 Type V - Short - N/A

REPORT NUMBER: P367810
CATALOG NUMBER: PMM-SA3B-730-U-5NQ

Luminous Intensity Polar Plot



— Vertical Plane Through 45-Deg Lateral - - - Horizontal Cone Through 62.5-Deg Vertical

REPORT NUMBER: P367810
 CATALOG NUMBER: PMM-SA3B-730-U-5NQ

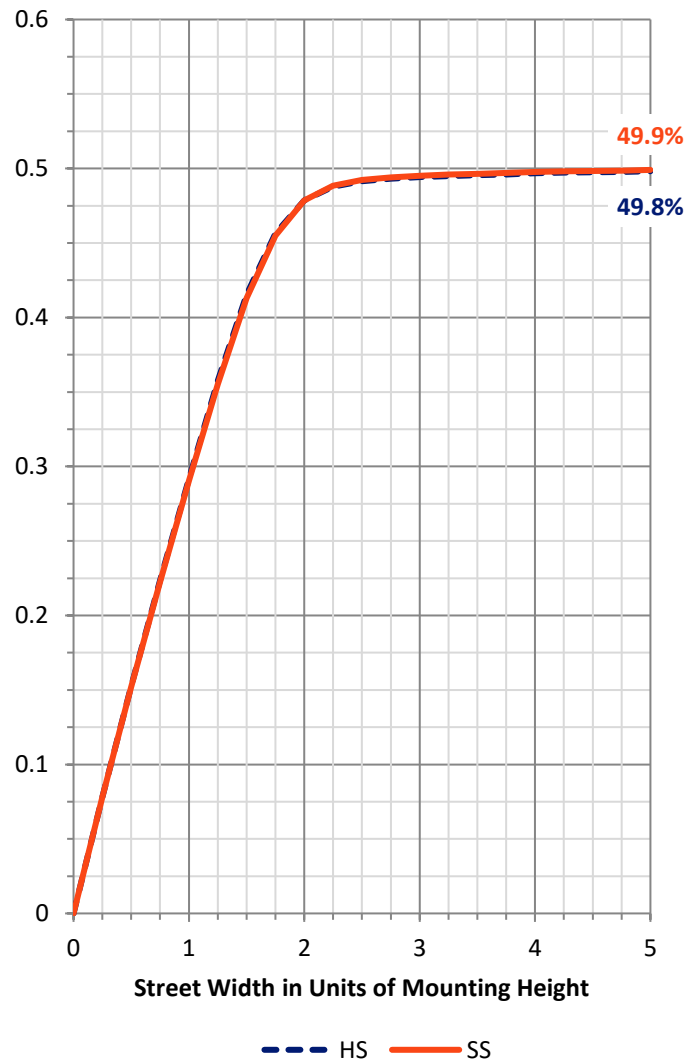
FLUX DISTRIBUTION:

		Downward	Upward	Total
House Side	Lumens	6849.5	0.0	6849.5
	% Fixture	50.0	0.0	50.0
Street Side	Lumens	6849.5	0.0	6849.5
	% Fixture	50.0	0.0	50.0
Total	Lumens	13699.0	0.0	13699.0
	% Fixture	100.0	0.0	100.0

Coefficient of Utilization

ZONAL LUMENS:

Zone	Lumens	% Fixture
0°-10°	84.4	0.6
10°-20°	372.2	2.7
20°-30°	780.1	5.7
30°-40°	1469.9	10.7
40°-50°	2667.8	19.5
50°-60°	4507.7	32.9
60°-70°	3369.8	24.6
70°-80°	377.0	2.8
80°-90°	70.2	0.5
90°-100°	0.0	0.0
100°-110°	0.0	0.0
110°-120°	0.0	0.0
120°-130°	0.0	0.0
130°-140°	0.0	0.0
140°-150°	0.0	0.0
150°-160°	0.0	0.0
160°-170°	0.0	0.0
170°-180°	0.0	0.0
0°-90°	13699.0	100.0
0°-180°	13699.0	100.0

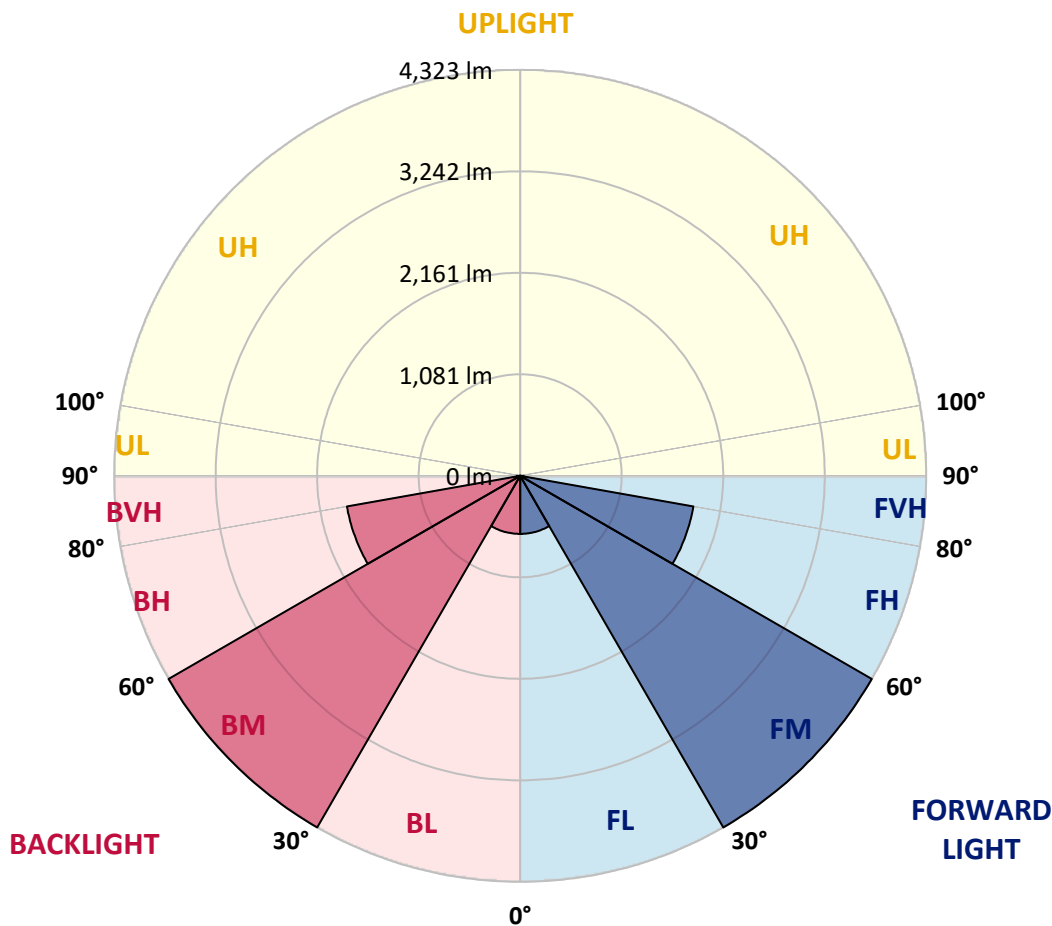


REPORT NUMBER: P367810
 CATALOG NUMBER: PMM-SA3B-730-U-5NQ

LUMINAIRE CLASSIFICATION SYSTEM LUMEN TABLE AND BUG RATING:

Zone	Lumens	% Fixture	Zone Rating/Lumen Limit		
			B	U	G
FL (0°-30°)	618.4	4.5			
FM (30°-60°)	4322.7	31.6			
FH (60°-80°)	1873.4	13.7			G2/5000
FVH (80°-90°)	35.1	0.3			G1/100
BL (0°-30°)	618.4	4.5	B2/1000		
BM (30°-60°)	4322.7	31.6	B3/5000		
BH (60°-80°)	1873.4	13.7	B3/2500		G2/5000
BVH (80°-90°)	35.1	0.3			G1/100
UL (90°-100°)	0.0	0.0		U0/0	
UH (100°-180°)	0.0	0.0		U0/0	

BUG Rating: B3-U0-G2
 Type V Short





REPORT NUMBER: P367810
 CATALOG NUMBER: PMM-SA3B-730-U-5NQ

CANDELA DISTRIBUTION (FULL):

	0°	5°	15°	25°	35°	45°	55°	65°	75°	85°	90°
0°	560.1	560.1	560.1	560.1	560.1	560.1	560.1	560.1	560.1	560.1	560.1
2.5°	681.1	668.8	625.9	640.9	656.5	654.3	650.4	638.7	628.1	672.1	681.1
5°	868.3	840.5	825.4	813.1	810.4	780.3	821.5	817.0	831.0	854.4	877.2
7.5°	1017.7	991.5	951.9	943.6	898.4	865.0	900.6	944.7	958.6	1001.5	1027.2
10°	1072.3	1049.5	1056.7	1019.4	1017.1	1026.6	1018.8	1028.8	1065.6	1060.6	1079.5
12.5°	1194.9	1198.8	1175.4	1165.9	1184.9	1226.1	1191.0	1178.8	1169.8	1207.7	1219.4
15°	1309.7	1332.6	1294.1	1288.0	1280.2	1318.6	1280.7	1299.1	1315.3	1323.1	1318.6
17.5°	1472.5	1473.6	1430.7	1362.1	1387.7	1400.0	1383.3	1351.5	1427.9	1466.3	1468.6
20°	1579.5	1583.4	1498.7	1391.7	1464.1	1475.2	1466.9	1400.6	1502.0	1566.1	1563.3
22.5°	1694.8	1681.5	1566.7	1488.6	1514.3	1521.0	1503.1	1494.8	1566.1	1682.6	1665.3
25°	1772.3	1796.8	1682.6	1632.4	1610.7	1595.1	1617.9	1622.4	1695.4	1801.3	1742.8
27.5°	1957.3	1915.0	1736.1	1755.0	1708.8	1603.4	1703.8	1758.9	1743.3	1923.9	1967.9
30°	2121.8	2122.9	1872.1	1908.3	1822.5	1737.2	1845.9	1925.6	1906.1	2137.4	2095.6
32.5°	2331.9	2339.7	2106.7	2009.7	1951.8	1935.6	1922.2	2010.3	2131.8	2319.0	2322.9
35°	2558.7	2625.6	2309.0	2207.0	2108.4	2037.0	2113.9	2236.0	2315.1	2614.4	2561.5
37.5°	3000.7	2888.1	2628.9	2437.2	2374.2	2345.8	2386.5	2457.3	2628.4	2886.4	2977.3
40°	3262.0	3230.8	2878.0	2717.5	2474.5	2550.3	2528.0	2722.0	2863.6	3248.7	3257.0
42.5°	3661.7	3504.5	3187.4	2983.4	2764.9	2633.4	2772.7	3033.0	3204.1	3529.6	3683.4
45°	3977.7	3775.9	3531.2	3376.3	3100.4	3002.9	3053.0	3386.3	3600.9	3824.4	4026.7
47.5°	4327.1	4108.6	3864.0	3588.6	3319.5	3478.3	3389.7	3682.8	3892.4	4212.8	4402.3
50°	4766.3	4524.4	4211.2	3983.8	3805.4	3861.2	3847.2	4056.2	4314.8	4606.9	4822.0
52.5°	5250.0	4976.4	4674.3	4463.1	4387.9	4249.6	4430.2	4516.0	4706.6	4974.2	5226.6
55°	5588.3	5314.7	5131.9	5199.9	5179.8	4958.0	5116.3	5125.2	5033.2	5129.7	5383.8
57.5°	5535.9	5274.6	5249.5	5506.4	5890.4	6105.0	5860.3	5334.2	4989.8	4944.6	5213.8
60°	4840.4	4616.9	4846.5	5426.2	6544.7	7197.9	6256.0	5176.5	4609.1	4374.5	4634.2
62.5°	3335.6	3184.6	3660.5	4566.8	6623.3	8041.1	6241.5	4498.2	3574.7	3148.9	3350.7
65°	1581.1	1526.5	1928.4	2895.3	5517.0	7816.0	5452.9	3043.6	2057.7	1643.6	1689.3
67.5°	594.7	567.4	707.8	1279.1	3474.9	6199.2	3665.6	1501.4	795.9	618.6	639.8
70°	337.7	318.2	336.6	466.5	1398.9	3511.2	1581.1	515.0	338.3	308.2	328.3
72.5°	265.8	250.8	253.6	282.0	482.6	1378.3	511.6	293.7	245.8	233.5	251.4
75°	219.6	206.2	205.7	221.3	281.5	447.5	289.3	224.6	199.0	190.0	204.5
77.5°	174.4	166.6	168.9	181.1	201.8	250.2	209.6	181.7	163.3	152.7	162.7
80°	127.6	126.5	135.4	146.6	150.5	168.3	157.2	146.6	130.4	115.4	119.3
82.5°	83.6	84.2	100.9	109.8	108.1	107.6	112.6	112.0	97.5	76.4	76.4
85°	47.9	49.0	61.9	69.1	68.0	54.1	71.3	71.9	62.4	46.3	44.6
87.5°	15.6	19.5	26.8	28.4	27.3	15.0	27.3	30.1	27.3	19.5	17.3
90°	0.0	0.0	0.0	0.0	0.0	0.0	0.0	0.0	0.0	0.0	0.0

(END OF REPORT)